





## 2011 Washington West Supervisory Union Parent Survey






### 1. What school does your child attend?

		Response Percent	Response Count
Crossett Brook Middle School		0.0%	0
Fayston Elementary School		0.0%	0
Harwood Union Middle School (Grade 7-8)		0.0%	0
Harwood Union High School (Grade 9-12)		0.0%	0
Moretown Elementary School		0.0%	0
Thatcher Brook Primary School		0.0%	0
Waitsfield Elementary School		0.0%	0
<b>Warren School</b>		<b>100.0%</b>	<b>33</b>
<b>answered question</b>			<b>33</b>
<b>skipped question</b>			<b>0</b>



## 2. How many of your children attend this school?

		Response Percent	Response Count
1		46.9%	15
2		50.0%	16
3		3.1%	1
4+		0.0%	0
answered question			32
skipped question			1



## 3. The school is a bright and inviting place for children to learn.

		Response Percent	Response Count
Strongly Agree		84.8%	28
Agree		12.1%	4
Disagree		3.0%	1
Strongly Disagree		0.0%	0
answered question			33
skipped question			0




#### 4. The school administrator(s) set(s) a positive tone and provides effective leadership.

		Response Percent	Response Count
Strongly Agree		93.9%	31
Agree		6.1%	2
Disagree		0.0%	0
Strongly Disagree		0.0%	0
answered question			33
skipped question			0



**5. The school administrative assistant is helpful and resourceful. (Fayston: Callie Schober. Moretown: Pam Kathan. TBPS: Sue Premore. Waitsfield: Connie Hartshorn. Warren: Laurie Jones. CBMS: Ellen Barillaro. HUMS: Liz Hepp. HUHS: Wendy Gilbert).**

		Response Percent	Response Count
Strongly Agree		93.9%	31
Agree		6.1%	2
Disagree		0.0%	0
Strongly Disagree		0.0%	0
No Opinion		0.0%	0
N/A		0.0%	0
		<b>answered question</b>	<b>33</b>
		<b>skipped question</b>	<b>0</b>




**6. The school secretary is helpful and resourceful. (TBPS: Faith Raymond. CBMS: Em Lamson; HUHS: Nancy Myrto)**

		Response Percent	Response Count
Strongly Agree		23.1%	6
Agree		7.7%	2
Disagree		0.0%	0
Strongly Disagree		0.0%	0
No Opinion		0.0%	0
N/A		69.2%	18
answered question			26
skipped question			7



### 7. The school board sets the right direction for the school.

		Response Percent	Response Count
Strongly Agree		68.8%	22
Agree		31.3%	10
Disagree		0.0%	0
Strongly Disagree		0.0%	0
answered question			32
skipped question			1



### 8. Student discipline is handled fairly and effectively.

		Response Percent	Response Count
Strongly Agree		54.5%	18
Agree		42.4%	14
Disagree		3.0%	1
Strongly Disagree		0.0%	0
answered question			33
skipped question			0



### 9. Students are learning useful social skills at school.

		Response Percent	Response Count
Strongly Agree		71.9%	23
Agree		28.1%	9
Disagree		0.0%	0
Strongly Disagree		0.0%	0
answered question			32
skipped question			1



### 10. Staff at school want to know what I think and listen to my concerns when I express them.

		Response Percent	Response Count
Strongly Agree		84.4%	27
Agree		15.6%	5
Disagree		0.0%	0
Strongly Disagree		0.0%	0
answered question			32
skipped question			1

### 11. I feel welcomed at school and am treated with respect when I visit or call.





		Response Percent	Response Count
Strongly Agree		81.3%	26
Agree		18.8%	6
Disagree		0.0%	0
Strongly Disagree		0.0%	0
answered question			32
skipped question			1

### 12. How easy is it to contact someone at school by telephone?





		Response Percent	Response Count
Usually No Problem		93.9%	31
Usually Takes Time		6.1%	2
Difficult		0.0%	0
answered question			33
skipped question			0






### 13. Meals served in the school lunch program are satisfying, appealing and nutritious.

		Response Percent	Response Count
Strongly Agree		84.8%	28
Agree		9.1%	3
Disagree		3.0%	1
Strongly Disagree		0.0%	0
N/A		3.0%	1
answered question			33
skipped question			0





#### 14. Safe and engaging after school activities and programs are offered for my child.

		Response Percent	Response Count
Strongly Agree		60.6%	20
Agree		27.3%	9
Disagree		3.0%	1
Strongly Disagree		0.0%	0
N/A		9.1%	3
answered question			33
skipped question			0



## 15. Bus transportation is safe and reliable.

		Response Percent	Response Count
Strongly Agree		78.8%	26
Agree		9.1%	3
Disagree		0.0%	0
Strongly Disagree		0.0%	0
N/A		12.1%	4
answered question			33
skipped question			0



### 16. Bus transportation meets my needs.

		Response Percent	Response Count
Strongly Agree		37.5%	12
Agree		43.8%	14
Disagree		3.1%	1
Strongly Disagree		0.0%	0
N/A		15.6%	5
answered question			32
skipped question			1




### 17. Recess is safe and fun for my child.

		Response Percent	Response Count
Strongly Agree		65.6%	21
Agree		34.4%	11
Disagree		0.0%	0
Strongly Disagree		0.0%	0
answered question			32
skipped question			1




### 18. My child knows and follows the rules.

		Response Percent	Response Count
Strongly Agree		72.7%	24
Agree		27.3%	9
Disagree		0.0%	0
Strongly Disagree		0.0%	0
answered question			33
skipped question			0



### 19. My child is appropriately challenged and highly engaged in learning.

		Response Percent	Response Count
Strongly Agree		81.3%	26
Agree		15.6%	5
Disagree		0.0%	0
Strongly Disagree		3.1%	1
answered question			32
skipped question			1




## 20. I like the way the day is scheduled for my child.

		Response Percent	Response Count
Strongly Agree		72.7%	24
Agree		24.2%	8
Disagree		3.0%	1
Strongly Disagree		0.0%	0
answered question			33
skipped question			0



## 21. Parents contribute positively to the school.

		Response Percent	Response Count
Strongly Agree		75.8%	25
Agree		24.2%	8
Disagree		0.0%	0
Strongly Disagree		0.0%	0
answered question			33
skipped question			0



## 22. Report cards tell me what I need to know about my child's progress.

		Response Percent	Response Count
Strongly Agree		57.6%	19
Agree		36.4%	12
Disagree		6.1%	2
Strongly Disagree		0.0%	0
answered question			33
skipped question			0



## 23. Do you have enough information about the school's programs and services? Please list suggestions:

		Response Percent	Response Count
Yes		97.0%	32
Not Enough		3.0%	1
Comments/Suggestions			5
answered question			33
skipped question			0

**24. School sponsored community events and parent nights are well organized and help me feel connected.**



		Response Percent	Response Count
Strongly Agree		60.6%	20
Agree		39.4%	13
Disagree		0.0%	0
Strongly Disagree		0.0%	0
answered question			33
skipped question			0

**25. I feel I know what's going on in my child's class.**



		Response Percent	Response Count
Stongly agree		45.5%	15
Agree		54.5%	18
Disagree		0.0%	0
Strongly Disagree		0.0%	0
answered question			33
skipped question			0






## 26. School newsletters and bulletins keep me informed of school events.

		Response Percent	Response Count
Strongly Agree		75.8%	25
Agree		24.2%	8
Disagree		0.0%	0
Strongly Disagree		0.0%	0
answered question			33
skipped question			0




## 27. Parent teacher conferences help me monitor my child's progress.

		Response Percent	Response Count
Strongly Agree		78.8%	26
Agree		21.2%	7
Disagree		0.0%	0
Strongly Disagree		0.0%	0
answered question			33
skipped question			0





### 28. My child knows what is expected of him/her academically.

		Response Percent	Response Count
Strongly Agree		69.7%	23
Agree		27.3%	9
Disagree		3.0%	1
Strongly Disagree		0.0%	0
answered question			33
skipped question			0





### 29. The school holds high expectations for the quality of work done by the children.

		Response Percent	Response Count
Strongly Agree		57.6%	19
Agree		36.4%	12
Disagree		6.1%	2
Strongly Disagree		0.0%	0
answered question			33
skipped question			0



### 30. The amount of classwork that is expected from my child is appropriate.

		Response Percent	Response Count
Too much		6.1%	2
<b>Just right</b>		<b>78.8%</b>	<b>26</b>
Not enough		9.1%	3
Not sure		6.1%	2
answered question			<b>33</b>
skipped question			<b>0</b>




### 31. The amount and type of homework assigned is appropriate for my child's age.

		Response Percent	Response Count
Too much		12.1%	4
<b>Just right</b>		<b>72.7%</b>	<b>24</b>
Not enough		12.1%	4
Not sure		3.0%	1
answered question			<b>33</b>
skipped question			<b>0</b>




### 32. My child is recognized for his/her effort and quality of work.

		Response Percent	Response Count
Strongly Agree		36.4%	12
Agree		63.6%	21
Disagree		0.0%	0
Strongly Disagree		0.0%	0
answered question			33
skipped question			0



### 33. My child feels safe at school.

		Response Percent	Response Count
Strongly Agree		72.7%	24
Agree		24.2%	8
Disagree		3.0%	1
Strongly Disagree		0.0%	0
answered question			33
skipped question			0




### 34. My child wants to come to school every day.

		Response Percent	Response Count
Strongly Agree		51.5%	17
Agree		42.4%	14
Disagree		6.1%	2
Strongly Disagree		0.0%	0
answered question			33
skipped question			0

### 35. My child likes his/her teachers.

		Response Percent	Response Count
Strongly Agree		72.7%	24
Agree		27.3%	9
Disagree		0.0%	0
Strongly Disagree		0.0%	0
answered question			33
skipped question			0

### 36. I have been able to make arrangements that work for my child during the early release days.

		Response Percent	Response Count
Strongly Agree		45.5%	15
Agree		51.5%	17
Disagree		3.0%	1
Strongly Disagree		0.0%	0
answered question			33
skipped question			0

### 37. Please share any additional comments you have about your child's school.

	Response Count
	14
answered question	14
skipped question	19